


# MOTOR MASTER Powersports



### Outside Diameter of Race

Measure the widest point of the race using a precise measuring instrument. (Example: Caliper or Micrometer)

2.062

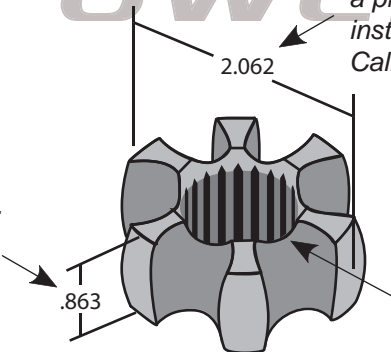
### Race Height

Measure the height of the race as shown using a precise measuring instrument. (Example: Caliper or Micrometer)

.863

### Spline Count (No. of Teeth)

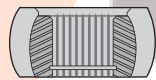
Count of the teeth in the inner race that goes onto the bare shaft. You can also count the teeth on the bar if it is available.



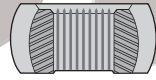
### Groove Type

This is the type of groove that retains the race to the bar. (See examples below)

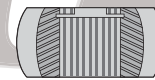
#### **Cut Out Side Views**



**INTERNAL**  
(groove in the splines)



**INTERNAL - B**  
(groove at the bottom of the splines)



**EXTERNAL**  
(groove at the top of the splines)

# MOTOR MASTER Powersports

